




| Clasificación Económica   | Ingreso               |                            |                       |                       |                       | Diferencia<br>(6= 5 - 1) |
|---|-----------------------|----------------------------|-----------------------|-----------------------|-----------------------|--------------------------|
|   | Estimado              | Ampliaciones y Reducciones | Modificado            | Devengado             | Recaudado             |                          |
|   | 1                     | 2                          | (3= 1 + 2)            | 4                     | 5                     |                          |
| Ingresos  | 850,636,628.05        | 13,031,545.25              | 863,668,173.3         | 643,685,594.61        | 592,191,839.34        | -258,444,788.71          |
| Ingresos Corrientes   | 850,636,628.05        | 13,031,545.25              | 863,668,173.3         | 643,685,594.61        | 592,191,839.34        | -258,444,788.71          |
| Impuestos   | 0.00                  | 0.00                       | 0.00                  | 0.00                  | 0.00                  | 0.00                     |
| Contribuciones a la Seguridad Social  | 0.00                  | 0.00                       | 0.00                  | 0.00                  | 0.00                  | 0.00                     |
| Contribuciones de Mejoras   | 0.00                  | 0.00                       | 0.00                  | 0.00                  | 0.00                  | 0.00                     |
| Derechos, Productos y Aprovechamientos Corrientes   | 14,080,000.00         | 10,315,593.30              | 24,395,593.3          | 22,802,556.20         | 22,802,556.20         | 8,822,556.20             |
| Rentas de la Propiedad  | 0.00                  | 0.00                       | 0.00                  | 0.00                  | 0.00                  | 0.00                     |
| Venta de Bienes y Rendidos de Entidades del Gobierno Federal / Ingresos de Explotación de Entidades Empresariales | 2,150,000.00          | 2,715,951.95               | 4,865,951.95          | 4,783,829.62          | 4,793,829.62          | 2,643,829.62             |
| Subsidios y Subvenciones Recibidos por las Entidades Empresariales Públicas                                       | 0.00                  | 0.00                       | 0.00                  | 0.00                  | 0.00                  | 0.00                     |
| Transferencias, Asignaciones y Donativos Corrientes Recibidos   | 834,406,628.05        | 0.00                       | 834,406,628.05        | 615,989,206.79        | 564,495,453.52        | -269,911,174.53          |
| Participaciones y Aportaciones  | 0.00                  | 0.00                       | 0.00                  | 0.00                  | 0.00                  | 0.00                     |
| Ingresos de Capital   | 0.00                  | 0.00                       | 0.00                  | 0.00                  | 0.00                  | 0.00                     |
| Venta (Disposición) de Activos Fijos  | 0.00                  | 0.00                       | 0.00                  | 0.00                  | 0.00                  | 0.00                     |
| Venta de Activos Fijos  | 0.00                  | 0.00                       | 0.00                  | 0.00                  | 0.00                  | 0.00                     |
| Venta de Objetos de Valor   | 0.00                  | 0.00                       | 0.00                  | 0.00                  | 0.00                  | 0.00                     |
| Venta de Activos No Producidos  | 0.00                  | 0.00                       | 0.00                  | 0.00                  | 0.00                  | 0.00                     |
| Disminución de Existencias  | 0.00                  | 0.00                       | 0.00                  | 0.00                  | 0.00                  | 0.00                     |
| Incremento de la depreciación, amortización, estimaciones y provisiones acumuladas                                | 0.00                  | 0.00                       | 0.00                  | 0.00                  | 0.00                  | 0.00                     |
| Transferencias, asignaciones y donativos de capital recibidos   | 0.00                  | 0.00                       | 0.00                  | 0.00                  | 0.00                  | 0.00                     |
| Recuperación de Inversiones financieras realizadas con fines de política  | 0.00                  | 0.00                       | 0.00                  | 0.00                  | 0.00                  | 0.00                     |
| <b>Total</b>  | <b>850,636,628.05</b> | <b>13,031,545.25</b>       | <b>863,668,173.30</b> | <b>643,685,594.61</b> | <b>592,191,839.34</b> | <b>-258,444,788.71</b>   |
|   |                       |                            |                       | Ingresos excedentes   |                       |                          |

  
Maestra Miriam Cárdenas Cantú  
Magistrada Presidente del Tribunal Superior de Justicia  
y del Consejo de la Judicatura del Estado de Coahuila de Zaragoza

  
Lic. Juana Adriana Cantú Rey  
Oficial Mayor del Poder Judicial del Estado de  
Coahuila de Zaragoza


| Estado Analítico de Ingresos Por Fuente de Financiamiento | Ingreso               |                                 |                        |                            |                       | Diferencia<br>(6= 5 - 1) |
|---|-----------------------|---------------------------------|------------------------|----------------------------|-----------------------|--------------------------|
|   | 1<br>Estimado         | 2<br>Ampliaciones y Reducciones | 3= 1 + 2<br>Modificado | 4<br>Devengado             | 5<br>Recaudado        |                          |
| <b>Ingresos del Gobierno</b>                              | <b>848,486,628.05</b> | <b>12,193,415.02</b>            | <b>860,680,043.07</b>  | <b>640,769,586.71</b>      | <b>589,275,831.44</b> | <b>-259,210,796.61</b>   |
| Impuestos   | 0.00                  | 0.00                            | 0.00                   | 0.00                       | 0.00                  | 0.00                     |
| Contribuciones de Mejoras                                 | 0.00                  | 0.00                            | 0.00                   | 0.00                       | 0.00                  | 0.00                     |
| Derechos  | 0.00                  | 0.00                            | 0.00                   | 0.00                       | 0.00                  | 0.00                     |
| Productos   | 7,080,000.00          | 8,290,516.90                    | 15,370,516.90          | 14,005,549.67              | 14,005,549.67         | 6,925,549.67             |
| Corriente   | 7,080,000.00          | 8,290,516.90                    | 15,370,516.90          | 14,005,549.67              | 14,005,549.67         | 6,925,549.67             |
| Capital   | 0.00                  | 0.00                            | 0.00                   | 0.00                       | 0.00                  | 0.00                     |
| Aprovechamientos  | 7,000,000.00          | 2,025,076.40                    | 9,025,076.40           | 8,897,006.53               | 8,897,006.53          | 1,897,006.53             |
| Corriente   | 7,000,000.00          | 2,025,076.40                    | 9,025,076.40           | 8,897,006.53               | 8,897,006.53          | 1,897,006.53             |
| Capital   | 0.00                  | 0.00                            | 0.00                   | 0.00                       | 0.00                  | 0.00                     |
| Participaciones y Aportaciones                            | 0.00                  | 1,877,821.72                    | 1,877,821.72           | 1,877,821.72               | 1,877,821.72          | 1,877,821.72             |
| Transferencias, Asignaciones, Subsidios y Otras Ayudas    | 834,406,628.05        | 0.00                            | 834,406,628.05         | 615,989,208.78             | 564,495,453.52        | -269,911,174.53          |
| <b>Ingresos de Organismos y Empresas</b>                  | <b>2,150,000.00</b>   | <b>838,130.23</b>               | <b>2,988,130.23</b>    | <b>2,916,007.90</b>        | <b>2,916,007.90</b>   | <b>766,007.90</b>        |
| Cuotas y Aportaciones de Seguridad Social                 | 0.00                  | 0.00                            | 0.00                   | 0.00                       | 0.00                  | 0.00                     |
| Ingresos por Ventas de Bienes y Servicios                 | 2,150,000.00          | 838,130.23                      | 2,988,130.23           | 2,916,007.90               | 2,916,007.90          | 766,007.90               |
| Transferencias, Asignaciones, Subsidios y Otras Ayudas    | 0.00                  | 0.00                            | 0.00                   | 0.00                       | 0.00                  | 0.00                     |
| <b>Ingresos derivados de financiamiento</b>               | <b>0.00</b>           | <b>0.00</b>                     | <b>0.00</b>            | <b>0.00</b>                | <b>0.00</b>           | <b>0.00</b>              |
| Ingresos Derivados de Financiamientos                     | 0.00                  | 0.00                            | 0.00                   | 0.00                       | 0.00                  | 0.00                     |
| <b>Total</b>  | <b>850,636,628.05</b> | <b>13,031,545.25</b>            | <b>863,668,173.30</b>  | <b>643,685,594.61</b>      | <b>592,191,839.34</b> | <b>-268,444,788.71</b>   |
|   |                       |                                 |                        | <b>Ingresos excedentes</b> |                       |                          |

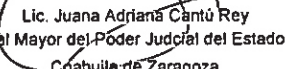
  
Maestra Miljam Cárdenas Centú  
Magistrada Presidenta del Tribunal Superior de Justicia  
y del Consejo de la Judicatura del Estado de Coahuila de Zaragoza

  
Lic. Juana Adriana Canfán Rey  
Oficial Mayor del Poder Judicial del Estado de  
Coahuila de Zaragoza



| Rubro de Ingresos                                      | Ingreso               |                            |                       |                       |                       | Diferencia             |
|--|-----------------------|----------------------------|-----------------------|-----------------------|-----------------------|------------------------|
|  | Estimado              | Ampliaciones y Reducciones | Modificado            | Devengado             | Recaudado             |                        |
|  | 1                     | 2                          | (3= 1 + 2)            | 4                     | 5                     |                        |
| Impuestos  | 0.00                  | 0.00                       | 0.00                  | 0.00                  | 0.00                  | 0.00                   |
| Cuotas y Aportaciones de Seguridad Social              | 0.00                  | 0.00                       | 0.00                  | 0.00                  | 0.00                  | 0.00                   |
| Contribuciones de Mejoras                              | 0.00                  | 0.00                       | 0.00                  | 0.00                  | 0.00                  | 0.00                   |
| Derechos   | 0.00                  | 0.00                       | 0.00                  | 0.00                  | 0.00                  | 0.00                   |
| Productos  | 7,080,000.00          | 8,290,516.90               | 15,370,516.90         | 14,005,549.67         | 14,005,549.67         | 6,925,549.67           |
| Corriente  | 7,080,000.00          | 8,290,516.90               | 15,370,516.90         | 14,005,549.67         | 14,005,549.67         | 6,925,549.67           |
| Capital  | 0.00                  | 0.00                       | 0.00                  | 0.00                  | 0.00                  | 0.00                   |
| Aprovechamientos                                       | 7,000,000.00          | 2,025,076.40               | 9,025,076.40          | 8,897,006.53          | 8,897,006.53          | 1,897,006.53           |
| Corriente  | 7,000,000.00          | 2,025,076.40               | 9,025,076.40          | 8,897,006.53          | 8,897,006.53          | 1,897,006.53           |
| Capital  | 0.00                  | 0.00                       | 0.00                  | 0.00                  | 0.00                  | 0.00                   |
| Ingresos por Ventas de Bienes y Servicios              | 2,150,000.00          | 838,130.23                 | 2,988,130.23          | 2,916,007.90          | 2,916,007.90          | 766,007.90             |
| Participaciones y Aportaciones                         | 0.00                  | 1,877,821.72               | 1,877,821.72          | 1,877,821.72          | 1,877,821.72          | 1,877,821.72           |
| Transferencias, Asignaciones, Subsidios y Otras Ayudas | 834,406,628.05        | 0.00                       | 834,406,628.05        | 615,989,208.79        | 564,495,453.52        | -269,911,174.53        |
| Ingresos Derivados de Financiamientos                  | 0.00                  | 0.00                       | 0.00                  | 0.00                  | 0.00                  | 0.00                   |
| <b>Total</b>   | <b>850,636,628.05</b> | <b>13,031,545.25</b>       | <b>863,668,173.30</b> | <b>643,685,594.61</b> | <b>592,191,839.34</b> | <b>-258,444,788.71</b> |
|  |                       |                            |                       | Ingresos excedentes   |                       |                        |

  
Maestra Miriam Cárdenas Cantú  
Magistrada Presidenta del Tribunal Superior de Justicia  
y del Consejo de la Judicatura del Estado de Coahuila de Zaragoza

  
Lic. Juana Adriana Cantú Rey  
Oficial Mayor del Poder Judicial del Estado de  
Coahuila de Zaragoza

